



Similar to the illustration

power.com H.C

Valve regulated lead-acid batteries

Typical applications:

- Uninterruptible power supply (UPS)
- Telecommunications
 - Mobile phone stations
 - BTS-stations
 - Off-grid/on-grid solutions
- Security lighting

Your benefits:

- Maintenance-free regarding water refilling – due to Absorbent Glass Mat-technology
- Very good high-current capability – low investment costs due to innovative electrode structure
- Very good space utilization – due to maximum energy density

Type overview **power.com** H.C

Capacities, dimensions and weights

| Type | $C_{20}/1.80\text{ V}$ Ah | $C_{10}/1.80\text{ V}$ Ah | $C_5/1.75\text{ V}$ Ah | $C_1/1.60\text{ V}$ Ah | Weight kg | Length L mm | Width W mm | Height H mm | Pole Type | Fig. |
|-------------------------|------------------------------|------------------------------|---------------------------|---------------------------|--------------|----------------|---------------|----------------|-----------|------|
| power.com H.C 12189 | 7 | 6 | 6 | 4 | 2,4 | 65 | 151 | 100 | A | 1 |
| power.com H.C 12245 | 9 | 9 | 8 | 6 | 2,7 | 65 | 151 | 100 | A | 1 |
| power.com H.C 12315 | 12 | 10 | 10 | 7 | 3,8 | 98 | 151 | 101 | A | 1 |
| power.com H.C 12473 | 18 | 16 | 15 | 11 | 5,5 | 181 | 77 | 167 | B (M5) | 2 |
| power.com H.C 12630 | 26 | 22 | 20 | 15 | 8,0 | 166 | 175 | 125 | B (M5) | 2 |
| power.com H.C 12607 | 28 | 24 | 23 | 17 | 9,1 | 166 | 125 | 175 | B (M5) | 2 |
| power.com H.C 12748 | 34 | 32 | 28 | 20 | 10,2 | 195 | 130 | 159 | B (M6) | 3 |
| power.com H.C 12907 | 42 | 38 | 34 | 24 | 12,8 | 197 | 165 | 170 | B (M6) | 2 |
| power.com H.C 121021 | 48 | 43 | 38 | 27 | 13,7 | 197 | 165 | 170 | B (M6) | 2 |
| power.com H.C 121247 | 58 | 53 | 46 | 33 | 17,5 | 229 | 138 | 230 | B (M6) | 3 |
| power.com H.C 122155 | 100 | 91 | 80 | 57 | 29,0 | 306 | 169 | 233 | B (M6) | 3 |
| power.com H.C 124600 | 210 | 192 | 168 | 119 | 65,0 | 238 | 522 | 238 | B (M8) | 4 |
| power.com H.C 12240A* | 24 | 23 | 19 | 14 | 7,8 | 165 | 125 | 175/182 | B (M5) | 2 |
| power.com H.C 12240* | 24 | 23 | 19 | 14 | 7,4 | 166 | 175 | 125 | B (M5) | 2 |
| power.com H.C FT 12-55 | 58 | 53 | 46 | 33 | 17,5 | 277 | 106 | 221 | B (M6) | 4 |
| power.com H.C FT 12-100 | 105 | 100 | 87 | 62 | 31 | 395 | 110 | 286 | B (M6) | 4 |
| power.com H.C FT 12-150 | 158 | 150 | 130 | 93 | 49 | 551 | 110 | 287 | B (M8) | 4 |
| power.com H.C FT 12-180 | 189 | 180 | 157 | 112 | 56,0 | 564 | 125 | 323 | B (M8) | 4 |
| power.com H.C FT 12-200 | 210 | 200 | 175 | 124 | 59,0 | 546 | 124 | 323 | B (M8) | 4 |

C_{10} , C_5 and C_1 = Capacity at 10 h, 5 h and 1 h discharge

* Gel Technology

Pole Type A

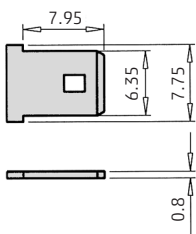
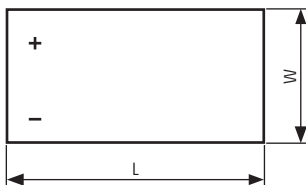


Fig. 1
flat plug



power.com H.C 12189
power.com H.C 12245
power.com H.C 12315

Pole Type B

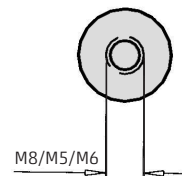
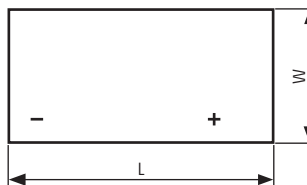


Fig. 2
M5/M6




power.com H.C 12473
power.com H.C 12630
power.com H.C 12607
power.com H.C 12907
power.com H.C 121021
power.com H.C 12240A*
power.com H.C 12240*

Fig. 3
M6



power.com H.C 12748
power.com H.C 121247
power.com H.C 122155

Fig. 4
M6/M8



power.com H.C 124600
power.com H.C FT 12-55
power.com H.C FT 12-100
power.com H.C FT 12-150
power.com H.C FT 12-180
power.com H.C FT 12-200

Design life: 10 years (according to EUROBAT)

Optimal environmental compatibility – closed loop for recovery of materials in an accredited recycling system

