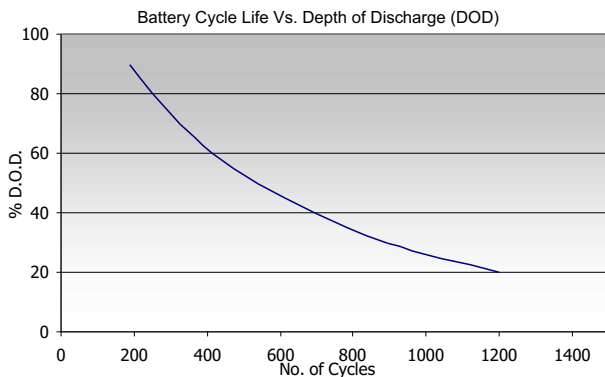
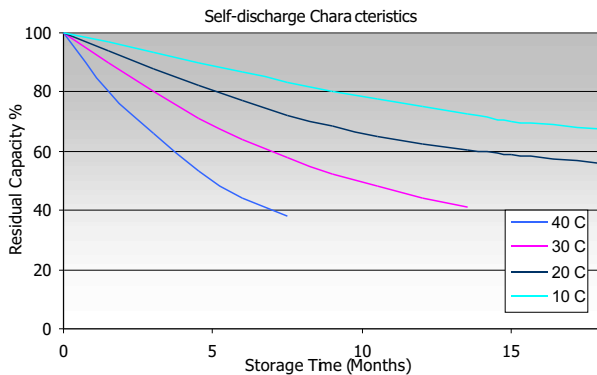
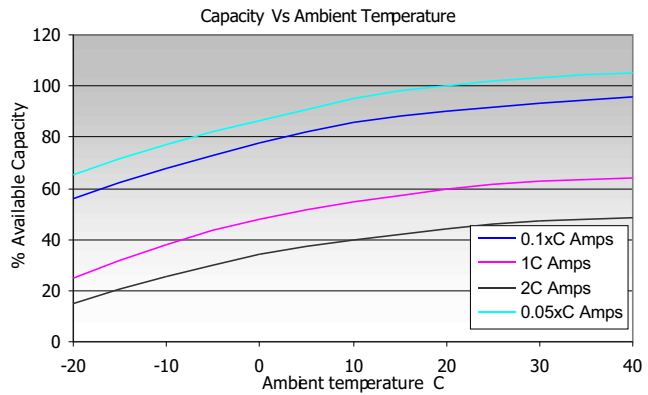
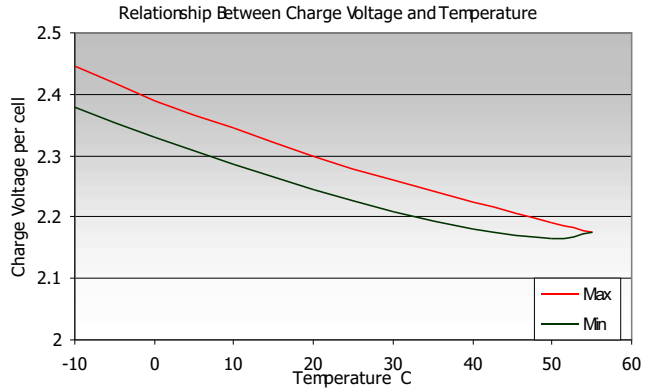




Haze Battery Company Ltd



**Sealed Lead Acid 6 & 12 Volt
Monobloc
5 Year Range**



CHARGING CHARACTERISTICS

Floating - The optimum float voltage for a battery is temperature dependant, at 15 - 24°C the recommended value is 2.27 - 2.30V. It is recommended that battery installation sites are temperature controlled, however float voltage can be increased or decreased to compensate for temperature variations. Adjustment is calculated at +/- 3 mV per degree C.

Operating Temperature	Recommended Applied Float Voltage VPC
0-9	2.33 - 2.35
10-14	2.30 - 2.33
15-19	2.27 - 2.30
20-24	2.27 - 2.30
25-29	2.25 - 2.27
30-34	2.23 - 2.25
35-40	2.21 - 2.23

The most suitable charging method for battery life and performance is the constant voltage method with a limited initial current, usually limited to a maximum of $C_{20}/4$.

Innovative Features

- Completely maintenance free, sealed construction eliminates the need for watering
- Increased durability and deep cycle ability for heavy demand applications
- Fully tank formed plates
- Low impurity electrolyte
- Spill proof / leak proof
- Valve regulated Max internal pressure 2.5 psi
- Multi-position usage
- ABS Case and cover - VO on request
- Low self discharge
- FAA and IATA approved as non-hazardous.



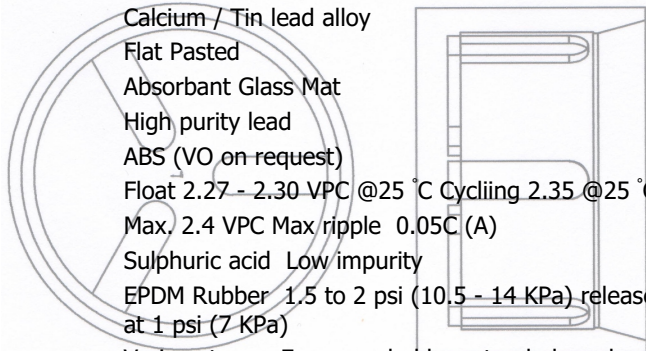
Applications

- Float service
- Uninterruptible Power Supplies
- Medical
- Telecommunications
- Switch Gear
- Photovoltaic
- Solar
- Wind
- Control Systems
- Cellular Radio Stations
- Cathodic Protection
- Navigation Aids
- Marine equipment
- Electric Power Systems

Discharge Time	Capacity temperature correction Factor to be applied to Data at 20 Degrees C								
	0 °C	5 °C	10 °C	15 °C	20 °C	25 °C	30 °C	35 °C	40 °C
5 minutes to 59 minutes	0.8	0.86	0.91	0.96	1	1.037	1.063	1.085	1.1
1 Hour to 100 Hours	0.86	0.9	0.93	0.97	1	1.028	1.05	1.063	1.07

Specifications

Nominal Voltage	4, 6 & 12 Volts
Design Life	5 Years
Operating Temperature	-20 °C to 50 °C (Recommended)
Grid alloy	Calcium / Tin lead alloy
Plates	Flat Pasted
Separator	Absorbant Glass Mat
Active material	High purity lead
Case and cover	ABS (VO on request)
Charge Voltage	Float 2.27 - 2.30 VPC @25 °C Cycling 2.35 @25 °C Max. 2.4 VPC Max ripple 0.05C (A)
Electrolyte	Sulphuric acid Low impurity
Venting Valve	EPDM Rubber 1.5 to 2 psi (10.5 - 14 KPa) release pressure. Resealing at 1 psi (7 KPa)
Terminal	Various types Epoxy sealed by extended mechanical paths
Torque setting	The recommended torque value for all screw types is 5-7 Nm
Cables	Insulated cables / connectors supplied on request.



Haze Battery Company keenly encourages environmental awareness; PLEASE follow guidelines for the recycling /disposal of lead.


Battery Model	Discharge Time (minutes) (Table shows Amps)														
	VPC	5	10	15	20	25	30	35	40	45	60	90	120	180	240
HZS04-4.5	1.75	16.3	11.5	9.12	7.44	6.29	5.38	4.76	4.31	3.95	3.23	2.35	1.86	1.31	1.01
	1.70	16.8	11.7	9.28	7.54	6.38	5.48	4.84	4.37	4.00	3.27	2.37	1.88	1.33	1.02
	1.65	17.2	11.9	9.41	7.66	6.48	5.54	4.90	4.42	4.04	3.29	2.39	1.89	1.34	1.03
HZS04-5	1.75	17.6	12.0	9.60	7.86	6.67	5.74	5.11	4.65	4.29	3.58	2.62	2.06	1.43	1.09
	1.70	18.3	12.2	9.77	7.97	6.78	5.85	5.20	4.72	4.34	3.63	2.64	2.08	1.44	1.10
	1.65	18.7	12.5	9.90	8.10	6.88	5.92	5.27	4.76	4.39	3.65	2.66	2.10	1.46	1.11
HZS04-10	1.75	27.8	23.5	19.0	15.2	12.9	11.2	9.90	8.87	8.07	6.41	4.76	3.89	2.88	2.26
	1.70	28.6	23.9	19.4	15.6	13.1	11.4	10.06	9.00	8.18	6.50	4.85	3.99	2.92	2.29
	1.65	29.3	24.4	19.9	15.9	13.4	11.6	10.18	9.09	8.26	6.57	4.92	4.05	2.95	2.31
HZS6-4.5	1.75	16.3	11.50	9.12	7.44	6.29	5.38	4.76	4.31	3.95	3.23	2.35	1.86	1.31	1.01
	1.70	16.8	11.7	9.28	7.54	6.38	5.48	4.84	4.37	4.00	3.27	2.37	1.88	1.33	1.02
	1.65	17.2	11.9	9.41	7.66	6.48	5.54	4.90	4.42	4.04	3.29	2.39	1.89	1.34	1.03
HZS06-7.2	1.75	25.4	18.0	13.8	11.1	9.37	8.28	7.37	6.65	6.07	4.94	3.66	2.91	2.03	1.54
	1.70	26.1	18.6	14.2	11.5	9.72	8.55	7.62	6.88	6.29	5.03	3.70	2.95	2.05	1.56
	1.65	26.8	18.9	14.4	11.7	9.95	8.77	7.81	7.01	6.44	5.13	3.77	2.98	2.06	1.57
HZS06-10	1.75	27.8	23.5	19.0	15.2	12.9	11.2	9.90	8.87	8.07	6.38	4.73	3.87	2.87	2.25
	1.70	28.6	23.9	19.4	15.6	13.1	11.4	10.06	9.00	8.18	6.47	4.81	3.97	2.90	2.28
	1.65	29.3	24.4	19.9	15.9	13.4	11.6	10.18	9.09	8.26	6.54	4.88	4.03	2.93	2.30
HZS06-12	1.75	44.4	30.8	24.2	19.6	16.1	13.8	12.1	10.9	9.9	7.86	5.80	4.67	3.38	2.61
	1.70	45.2	31.4	24.7	20.1	16.5	14.1	12.4	11.1	10.1	8.00	5.91	4.75	3.42	2.64
	1.65	46.0	32.0	25.0	20.4	16.7	14.3	12.6	11.3	10.2	8.10	5.98	4.79	3.46	2.66
HZS06-14 TOY	1.75	47.0	32.7	25.7	20.8	17.0	14.6	12.8	11.6	10.5	8.33	6.15	4.95	3.58	2.76
	1.70	47.9	33.3	26.2	21.3	17.5	14.9	13.1	11.8	10.7	8.48	6.26	5.03	3.63	2.80
	1.65	48.8	33.9	26.5	21.6	17.7	15.1	13.3	11.9	10.8	8.58	6.33	5.08	3.67	2.82
HZS12-2.2	1.75	7.40	5.32	4.26	3.47	2.98	2.58	2.24	2.00	1.79	1.38	0.97	0.77	0.56	0.44
	1.70	8.11	5.70	4.45	3.64	3.09	2.68	2.34	2.06	1.85	1.43	1.00	0.79	0.57	0.45
	1.65	8.44	5.91	4.58	3.74	3.21	2.77	2.44	2.15	1.93	1.47	1.03	0.81	0.58	0.45
HZS12-2.9	1.75	11.1	7.55	6.05	4.95	4.20	3.62	3.22	2.93	2.70	2.25	1.64	1.29	0.90	0.68
	1.70	11.5	7.67	6.15	5.02	4.27	3.68	3.28	2.97	2.73	2.27	1.65	1.30	0.90	0.69
	1.65	11.8	7.86	6.24	5.10	4.33	3.73	3.32	3.00	2.76	2.29	1.66	1.32	0.91	0.70
HZS12-3.3	1.75	11.9	8.11	6.50	5.32	4.51	3.89	3.46	3.15	2.90	2.42	1.76	1.39	0.96	0.73
	1.70	12.4	8.24	6.61	5.39	4.59	3.96	3.52	3.19	2.94	2.44	1.77	1.40	0.97	0.74
	1.65	12.7	8.45	6.71	5.49	4.66	4.01	3.57	3.23	2.97	2.46	1.79	1.41	0.98	0.75
HZS12-4	1.75	15.0	11.0	8.64	7.02	5.91	5.03	4.41	3.97	3.62	2.87	2.06	1.65	1.19	0.93
	1.70	15.4	11.2	8.80	7.12	5.98	5.12	4.48	4.02	3.66	2.89	2.08	1.66	1.20	0.94
	1.65	15.7	11.3	8.91	7.22	6.08	5.17	4.54	4.07	3.69	2.92	2.10	1.68	1.21	0.95
HZS12-5	1.75	17.6	12.0	9.60	7.86	6.67	5.74	5.11	4.65	4.29	3.57	2.60	2.05	1.42	1.08
	1.70	18.3	12.2	9.77	7.97	6.78	5.85	5.20	4.72	4.34	3.61	2.62	2.07	1.44	1.09
	1.65	18.7	12.5	9.90	8.10	6.88	5.92	5.27	4.76	4.39	3.63	2.64	2.09	1.45	1.10
HZS12-7	1.75	25.4	18.0	13.8	11.06	9.37	8.28	7.37	6.65	6.07	4.94	3.82	3.05	2.15	1.64
	1.70	26.1	18.6	14.2	11.5	9.72	8.55	7.62	6.88	6.29	5.03	3.85	3.07	2.16	1.65
	1.65	26.8	18.9	14.4	11.7	9.95	8.77	7.81	7.01	6.44	5.13	3.89	3.09	2.17	1.66
HZS12-7.5	1.75	27.3	19.4	14.9	11.9	10.07	8.90	7.92	7.15	6.53	5.31	4.11	3.28	2.31	1.76
	1.70	28.1	20.0	15.3	12.3	10.45	9.19	8.19	7.39	6.76	5.40	4.14	3.30	2.32	1.77
	1.65	28.8	20.3	15.5	12.6	10.69	9.43	8.39	7.53	6.92	5.52	4.18	3.33	2.33	1.78
HZS12-12	1.75	44.4	30.8	24.2	19.6	16.1	13.8	12.1	10.9	9.9	7.86	5.80	4.67	3.38	2.61
	1.70	45.2	31.4	24.7	20.1	16.5	14.1	12.4	11.1	10.1	8.00	5.91	4.75	3.42	2.64
	1.65	46.0	32.0	25.0	20.4	16.7	14.3	12.6	11.3	10.2	8.10	5.98	4.79	3.46	2.66
HZS12-18	1.75	55.9	39.9	30.8	26.0	21.9	18.8	16.6	14.8	13.4	10.7	8.03	6.32	4.49	3.48
	1.70	58.9	41.4	32.0	26.5	22.3	19.2	16.9	15.1	13.7	11.0	8.16	6.49	4.62	3.58
	1.65	60.0	42.0	32.9	26.9	22.6	19.5	17.2	15.4	14.0	11.2	8.33	6.59	4.67	-
HZS12-26	1.75	85.5	62.0	48.4	39.3	33.7	29.4	26.1	23.4	21.3	17.0	12.1	9.60	7.06	5.51
	1.70	88.9	64.2	50.2	40.5	34.4	30.1	26.6	23.9	21.8	17.2	12.3	9.68	7.11	5.56
	1.65	96.0	65.9	50.9	41.1	35.0	30.6	27.1	24.3	22.1	17.5	12.3	9.76	7.17	-
HZS12-33	1.75	112	81.9	62.4	51.1	42.9	37.6	33.1	29.6	26.9	21.2	14.7	11.2	7.66	5.99
	1.70	114	83.4	63.4	52.5	44.0	38.5	33.6	30.1	27.2	21.5	14.8	11.3	7.84	6.19
	1.65	116	84.6	64.1	53.2	44.6	38.8	34.0	30.3	27.6	21.7	15.0	11.4	7.90	-
HZS12-44	1.75	135	111	87.2	69.3	58.5	50.5	44.2	39.3	35.6	28.1	19.7	15.3	10.3	7.88
	1.70	141	114	89.1	71.2	59.3	51.0	44.6	39.7	36.2	28.7	20.0	15.5	10.6	8.03
	1.65	144	116	90.9	71.8	59.9	51.5	45.0	40.2	36.6	28.9	20.2	15.6	10.6	-
HZS12-70J	1.75	195	163	131	106	89.7	77.6	69.2	63.2	58.3	46.2	32.0	24.3	16.6	12.6
	1.70	206	174	136	111	92.6	80.6	71.1	64.0	59.0	46.8	32.5	24.6	16.8	12.8
	1.65	214	180	142	114	95.4	81.3	71.8	64.6	59.6	47.4	32.9	24.9	16.9	-
HZS12-100	1.75	294	236	182	151	128	110	98.4	88.2	80.5	64.0	44.9	35.0	24.2	18.6
	1.70	311	243	188	154	131	112	100	89.7	82.1	65.0	45.9	35.9	24.5	18.9
	1.65	328	249	192	156	132	113	101	90.3	82.8	65.8	46.7	36.3	24.7	-
HZS12-5HR	1.75	16.6	13.9	11.2	9.00	7.60	6.66	5.93	5.39	4.92	3.88	2.81	2.24	1.59	1.24
	1.70	17.2	14.4	11.4	9.18	7.82	6.81	6.09	5.52	4.99	3.93	2.84	2.26	1.63	1.27
	1.65	17.9	14.6	11.6	9.37	7.90	6.88	6.23	5.61	5.08	4.00	2.88	2.30	1.67	1.30
HZS12-7.5HR	1.75	35.3	23.6	18.3	14.7	12.7	11.00	9.68	8.67	7.88	6.27	4.40	3.41	2.37	1.81
	1.70	36.7	24.6	18.6	15.1	12.9	11.18	9.88	8.85	8.06	6.38	4.47	3.46	2.40	1.84
	1.65	37.5	25.2	19.0	15.3	13.1	11.38	10.04	8.95	8.14	6.46	4.54	3.51	2.42	1.85

Battery Model	Discharge Time (minutes) (Table shows watts per cell)														
	VPC	5	10	15	20	25	30	35	40	45	60	90	120	180	240
HZE04-4.5	1.75	29.6	21.0	16.7	13.7	11.7	10.0	8.92	8.10	7.45	6.11	4.46	3.55	2.52	1.96
	1.70	30.2	21.1	16.9	13.8	11.7	10.2	9.01	8.17	7.51	6.15	4.48	3.58	2.54	1.97
	1.65	30.7	21.4	17.1	14.0	11.9	10.2	9.09	8.24	7.57	6.18	4.51	3.60	2.56	1.99
HZE04-5	1.75	31.9	21.8	17.6	14.5	12.36	10.70	9.57	8.73	8.09	6.77	4.97	3.94	2.75	2.11
	1.70	32.9	22.0	17.8	14.6	12.48	10.82	9.68	8.81	8.14	6.82	4.99	3.97	2.77	2.12
	1.65	33.5	22.5	18.0	14.8	12.62	10.92	9.77	8.88	8.22	6.85	5.03	4.00	2.79	2.14
HZE04-10	1.75	50.4	42.9	34.8	28.1	23.9	20.9	18.5	16.7	15.2	12.1	9.04	7.44	5.54	4.36
	1.70	51.4	43.2	35.3	28.6	24.2	21.1	18.7	16.8	15.3	12.2	9.17	7.61	5.60	4.42
	1.65	52.5	44.0	36.0	28.9	24.5	21.3	18.9	17.0	15.5	12.4	9.29	7.70	5.64	4.45
HZE6-4.5	1.75	29.6	21.0	16.7	13.7	11.7	10.0	8.92	8.10	7.45	6.11	4.46	3.55	2.52	1.96
	1.70	30.2	21.1	16.9	13.8	11.7	10.2	9.01	8.17	7.51	6.15	4.48	3.58	2.54	1.97
	1.65	30.7	21.4	17.1	14.0	11.9	10.2	9.09	8.24	7.57	6.18	4.51	3.60	2.56	1.99
HZE6-7.2	1.75	46.0	32.8	25.4	20.4	17.4	15.4	13.8	12.5	11.5	9.37	6.99	5.60	3.92	3.00
	1.70	46.9	33.5	25.8	21.0	17.9	15.8	14.2	12.9	11.8	9.51	7.06	5.66	3.95	3.02
	1.65	48.0	34.0	26.1	21.3	18.3	16.2	14.5	13.1	12.1	9.69	7.18	5.71	3.98	3.03
HZE6-10	1.75	50.4	42.9	34.8	28.1	23.9	20.9	18.5	16.7	15.2	12.1	9.04	7.44	5.54	4.36
	1.70	51.4	43.2	35.3	28.6	24.2	21.1	18.7	16.8	15.3	12.2	9.17	7.61	5.60	4.42
	1.65	52.5	44.0	36.0	28.9	24.5	21.3	18.9	17.0	15.5	12.4	9.29	7.70	5.64	4.45
HZE6-12	1.75	80.4	56.2	44.4	36.2	29.8	25.7	22.7	20.5	18.7	14.9	11.1	9.0	6.54	5.06
	1.70	81.2	56.8	44.9	36.8	30.4	26.0	23.0	20.8	18.9	15.1	11.3	9.1	6.61	5.11
	1.65	82.3	57.5	45.3	37.2	30.7	26.4	23.3	21.0	19.2	15.3	11.4	9.2	6.67	5.15
HZE6-14 TOY	1.75	85.2	59.5	47.1	38.3	31.5	27.2	24.1	21.7	19.8	15.8	11.7	9.5	6.93	5.37
	1.70	86.1	60.2	47.6	39.0	32.2	27.6	24.4	22.0	20.1	16.0	11.9	9.6	7.00	5.42
	1.65	87.3	61.0	48.0	39.4	32.5	27.9	24.7	22.3	20.3	16.2	12.0	9.7	7.07	5.46
HZE12-2.2	1.75	13.4	9.70	7.80	6.40	5.52	4.80	4.20	3.75	3.37	2.61	1.86	1.48	1.08	0.86
	1.70	14.6	10.3	8.10	6.66	5.68	4.96	4.35	3.86	3.47	2.70	1.90	1.52	1.10	0.87
	1.65	15.1	10.7	8.30	6.83	5.89	5.11	4.52	4.02	3.61	2.78	1.96	1.55	1.12	0.88
HZE12-2.9	1.75	20.1	13.8	11.1	9.13	7.79	6.74	6.03	5.50	5.09	4.27	3.13	2.48	1.73	1.33
	1.70	20.7	13.9	11.2	9.2	7.86	6.82	6.10	5.55	5.13	4.30	3.15	2.50	1.75	1.33
	1.65	21.1	14.1	11.3	9.3	7.95	6.88	6.16	5.60	5.18	4.32	3.17	2.52	1.76	1.35
HZE12-3.3	1.75	21.6	14.8	11.9	9.81	8.37	7.25	6.48	5.91	5.48	4.58	3.37	2.67	1.86	1.43
	1.70	22.3	14.9	12.0	9.9	8.45	7.33	6.55	5.97	5.52	4.62	3.38	2.69	1.88	1.43
	1.65	22.7	15.2	12.2	10.0	8.55	7.40	6.62	6.01	5.56	4.64	3.40	2.71	1.89	1.45
HZE12-4	1.75	27.2	20.1	15.8	12.9	11.0	9.4	8.26	7.46	6.82	5.44	3.94	3.17	2.30	1.81
	1.70	27.6	20.3	16.0	13.0	11.0	9.5	8.34	7.52	6.87	5.48	3.97	3.19	2.31	1.83
	1.65	28.0	20.4	16.2	13.2	11.2	9.5	8.41	7.59	6.92	5.51	3.99	3.21	2.33	1.84
HZE12-5	1.75	31.9	21.8	17.6	14.5	12.4	10.7	9.57	8.73	8.09	6.77	4.97	3.94	2.75	2.11
	1.70	32.9	22.0	17.8	14.6	12.5	10.8	9.68	8.81	8.14	6.82	4.99	3.97	2.77	2.12
	1.65	33.5	22.5	18.0	14.8	12.6	10.9	9.77	8.88	8.22	6.85	5.03	4.00	2.79	2.14
HZE12-7	1.75	46.0	32.8	25.4	20.4	17.4	15.4	13.8	12.5	11.5	9.37	7.30	5.87	4.15	3.18
	1.70	46.9	33.5	25.8	21.0	17.9	15.8	14.2	12.9	11.8	9.51	7.35	5.89	4.17	3.19
	1.65	48.0	34.0	26.1	21.3	18.3	16.2	14.5	13.1	12.1	9.69	7.40	5.92	4.18	3.21
HZE12-7.5	1.75	49.4	35.3	27.3	21.9	18.7	16.6	14.8	13.4	12.3	10.07	7.85	6.31	4.47	3.42
	1.70	50.4	36.1	27.8	22.5	19.2	17.0	15.2	13.8	12.7	10.22	7.90	6.33	4.48	3.43
	1.65	51.6	36.5	28.1	22.9	19.6	17.4	15.6	14.0	13.0	10.42	7.96	6.36	4.49	3.45
HZE12-12	1.75	80.4	56.2	44.4	36.2	29.8	25.7	22.7	20.5	18.7	14.9	11.1	9.0	6.54	5.06
	1.70	81.2	56.8	44.9	36.8	30.4	26.0	23.0	20.8	18.9	15.1	11.3	9.1	6.61	5.11
	1.65	82.3	57.5	45.3	37.2	30.7	26.4	23.3	21.0	19.2	15.3	11.4	9.2	6.67	5.15
HZE12-18	1.75	101	72.6	56.4	48.0	40.7	35.1	31.1	27.9	25.2	20.3	15.3	12.1	8.69	6.76
	1.70	106	74.8	58.1	48.6	41.1	35.5	31.5	28.3	25.8	20.8	15.6	12.4	8.92	6.94
	1.65	107	75.7	59.6	49.0	41.5	36.0	31.9	28.7	26.2	21.2	15.8	12.6	8.99	-
HZE12-26	1.75	155	113	88.6	72.5	62.5	54.8	48.9	44.0	40.2	32.2	23.1	18.4	13.7	10.7
	1.70	160	116	91	74.0	63.4	55.7	49.6	44.7	40.8	32.6	23.4	18.6	13.7	10.8
	1.65	172	119	92	75.1	64.2	56.5	50.2	45.3	41.4	33.0	23.5	18.7	13.8	-
HZE12-33	1.75	203	149	114	94.2	79.5	70.0	61.9	55.5	50.8	40.3	28.0	21.5	14.8	11.6
	1.70	206	151	115	96.2	81.0	71.2	62.5	56.3	51.1	40.6	28.3	21.7	15.1	12.0
	1.65	208	152	116	97.1	81.8	71.6	63.0	56.6	51.6	40.9	28.6	21.9	15.2	-
HZE12-44	1.75	245	202	160	128	108	94.1	82.8	73.9	67.1	53.3	37.6	29.3	20.0	15.3
	1.70	253	206	162	130	109	94.4	83.0	74.2	68.0	54.3	38.1	29.7	20.4	15.6
	1.65	257	209	165	131	110	95.0	83.5	75.0	68.5	54.6	38.5	29.8	20.5	-
HZE12-70J	1.75	353	297	240	195	166	145	130	119	110	87.6	61.2	46.6	32.2	24.4
	1.70	370	315	248	203	170	149	132	120	111	88.6	61.9	47.2	32.4	24.8
	1.65	384	324	257	209	175	150	133	121	112	89.6	62.5	47.7	32.5	-
HZE12-100	1.75	533	430	333	278	237	206	184	166	152	121	85.9	67.3	46.7	36.1
	1.70	559	439	342	283	241	208	186	168	154	123	87.4	68.8	47.3	36.7
	1.65	587	448	347	285	242	209	187	168	155	124	88.8	69.3	47.5	-
HZE12-5HR	1.75	30.1	25.3	20.5	16.6	14.1	12.4	11.1	10.1	9.27	7.37	5.37	4.30	3.07	2.41
	1.70	31.0	26.0	20.8	16.8	14.4	12.6	11.3	10.3	9.36	7.43	5.41	4.34	3.14	2.47
	1.65	32.0	26.3	21.1	17.1	14.5	12.7	11.6	10.5	9.51	7.55	5.48	4.40	3.22	2.52
HZE12-7.5HR	1.75	64.0	43.0	33.5	27.2	23.5	20.5	18.1	16.3	14.9	11.9	8.40	6.55	4.59	3.53
	1.70	66.0	44.5	33.9	27.6	23.7	20.7	18.4	16.5	15.1	12.1	8.53	6.64	4.63	3.56
	1.65	67.0	45.3	34.5	28.0	24.1	21.0	18.6	16.7	15.2	12.2	8.63	6.71	4.66	3.59

Terminal Options (left to right)

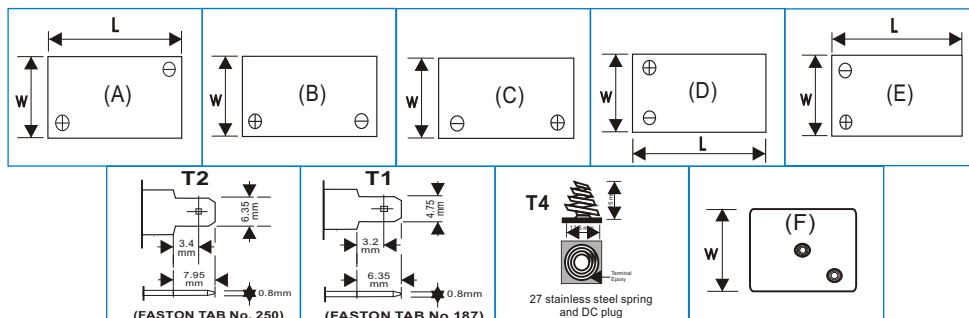
- ▶ Lead Flag
- ▶ Automotive
- ▶ J Type
- ▶ Copper Flag
- ▶ J Type Adapter
- ▶ Insert

Insert are made from brass with copper, nickel and silver plating giving excellent mechanical, electrical and corrosion resistant properties.



Battery Model	Dimensions & Weight (mm & Kg)					Dimensions & Weight (Inches & lbs)					Terminal Type	Terminal Position	Pcs Per Box
	Length	Width	Height	Inc Tabs	Weight	Length	Width	Height	Inc Tabs	Weight			
	L	W	H	h	kg	L	W	H	h	lbs			
HZS04-4.5	47	47	101	106	0.50	1.85	1.85	3.98	4.17	1.11	T1	C	10
HZS04-5	91	50	75	80	0.55	3.58	1.97	2.95	3.15	1.22	T1	C	10
HZS04-10	102	44	95	101	1.00	4.02	1.73	3.74	3.98	2.21	T1	B	10
HZS06-1	51	42	51	56	0.23	2.01	1.65	2.01	2.20	0.50	T1	B	20
HZS06-1.3	98	25	52	56	0.32	3.86	0.98	2.05	2.20	0.70	T1	B	40
HZS06-3.2	134	34	60	66	0.73	5.28	1.34	2.36	2.60	1.61	T1	B	20
HZS06-4.5	70	48	101	106	0.81	2.76	1.89	3.98	4.17	1.80	T1	A	20
HZS06-4.5sp	66	66	97	115	0.90	2.60	2.60	3.82	4.53	1.99	T4	F	20
HZS06-7.2	150	34	94	100	1.27	5.91	1.34	3.70	3.94	2.81	T1	B	10
HZS06-10	151	50	93.5	99.5	1.80	5.94	1.97	3.68	3.92	3.98	T1	B	10
HZS06-12	151	50	93.5	99.5	2.00	5.94	1.97	3.68	3.92	4.42	T2	B	10
HZS06-14 TOY	108	68.5	140	140	2.37	4.25	2.70	5.51	5.51	5.24	T2 or Cable	B	10
HZS12-0.8	96	25	62	62	0.37	3.78	0.98	2.44	2.44	0.82	T1	Cable	20
HZS12-1.3	96.5	45	53	59	0.58	3.80	1.77	2.09	2.32	1.28	T1	E	20
HZS12-2 Med	150	20	89	NA	0.70	5.91	0.79	3.50	NA	1.55	Side T1	D Side	1/20
HZS12-2.3 CC	182	23	60	NA	0.74	7.17	0.91	2.36	NA	1.64	Side	D Side	1/20
HZS12-2.2	177.5	34	60	66	1.01	6.99	1.34	2.36	2.60	2.23	T1	B	20
HZS12-2.9	78	55	98	104	1.16	3.07	2.17	3.86	4.09	2.56	T1	B	
HZS12-3.3	133.5	67	61	67	1.40	5.26	2.64	2.40	2.64	3.09	T1	C	10
HZS12-4	90	70	101	107	1.66	3.54	2.76	3.98	4.21	3.67	T1	B	10
HZS12-5	90	70	101	107	1.64	3.54	2.76	3.98	4.21	3.62	T1	D	10
HZS12-7	151	65	94	99	2.35	5.94	2.56	3.70	3.90	5.19	T1	D	8
HZS12-7.5	151	65	94	99	2.52	5.94	2.56	3.70	3.90	5.57	T1	D	8
HZS12-9	151	65	94	99	2.63	5.94	2.56	3.70	3.90	5.80	T2	D	8
HZS12-12	150	97	94	99	4.10	5.91	3.82	3.70	3.90	9.06	T2	D	4
HZS12-14	150	97	94	99	4.25	5.91	3.82	3.70	3.90	9.39	T2	D	4
HZS12-18	180	76	167	167	6.30	7.09	2.99	6.57	6.57	13.92	Insert	C	2
HZS12-20	180	76	167	167	6.35	7.09	2.99	6.57	6.57	14.03	Insert	C	2
HZS12-26	165	174.5	125	125	9.20	6.50	6.87	4.92	4.92	20.33	Insert	C	1
HZS12-33	193.5	130	166.5	166.5	10.90	7.62	5.12	6.56	6.56	24.09	Insert	B	1
HZS12-44	196	164	170.5	170.5	13.60	7.72	6.46	6.71	6.71	30.06	Insert	C	1
HZS12-70	350	166	174	174	21.50	13.78	6.54	6.85	6.85	47.52	Insert	C	1
HZS12-100	305	168	208	210	30.00	12.01	6.61	8.19	8.27	66.30	Insert	B	1

Terminal details



Battery Model	Nominal Voltage	Nominal Capacity 20 hr Rate	10 hr 1.75 vpc	5 hr 1.75 vpc	3 hr 1.75 vpc	1 hr 1.75 vpc	Max Charge Amps	Max Discharge Amps	Internal Resistance mOhms
HZS04-4.5	4	4.5	4.1	4.0	3.9	3.23	1.1	45	13
HZS04-5	4	5	4.6	4.4	4.3	3.58	1.2	50	13.5
HZS04-10	4	10	9.2	8.8	8.7	6.41	2.5	100	6.5
HZS06-1	6	1	0.9	0.8	0.8	0.6	0.25	10	80
HZS06-1.3	6	1.3	1.2	0.9	0.9	0.7	0.35	13	70
HZS06-3.2	6	3.2	2.9	2.4	2.4	1.8	0.8	32	30
HZS06-4.5	6	4.5	4.1	4.0	3.9	3.2	1.1	45	20
HZS06-4.5sp	6	4.5	4.1	4.0	3.9	3.2	1.1	45	18
HZS06-7.2	6	7.2	6.6	6.2	6.1	4.9	1.8	72	13
HZS06-10	6	10	9.2	8.8	8.6	6.4	2.5	100	10
HZS06-12	6	12	11.0	10.3	10.1	7.9	3.0	120	10
HZS06-14 TOY	6	14	12.9	11.0	10.8	9.3	3.5	140	11
HZS12-0.8	12	0.8	0.7	0.6	0.6	0.5	0.2	8	180
HZS12-1.3	12	1.3	1.2	1.1	1.1	0.9	0.4	13	130
HZS12-2 Med	12	2	1.8	1.6	1.6	1.4	0.6	20	90
HZS12-2.3 CC	12	2.3	2.1	1.8	1.8	1.6	0.6	23	90
HZS12-2.2	12	2.2	2.0	1.7	1.7	1.4	0.6	22	90
HZS12-2.9	12	2.9	2.7	1.7	1.7	2.2	0.8	30	70
HZS12-3.3	12	3.3	3.0	2.9	2.9	2.4	0.9	33	60
HZS12-4	12	4	3.7	3.6	3.6	2.9	0.5	40	50
HZS12-5	12	5	4.6	4.4	4.3	3.6	1.3	50	40
HZS12-5HR	12	5.7	5.2	4.9	4.8	3.9			
HZS12-7	12	7	6.4	6.6	6.4	4.9	1.7	70	28
HZS12-7.5	12	7.5	6.9	7.1	6.9	5.3	1.9	75	25
HZS12-7.5HR	12	8.2	7.5	7.3	7.1	6.3	2.3	90	23
HZS12-12	12	12	11.0	10.3	10.1	7.9	3.0	120	20
HZS12-14	12	14	12.9	12.3	11.0	9.8	3.8	140	17
HZS12-18	12	18	15.4	14.3	13.5	10.7	4.5	180	14
HZS12-26	12	26	23.6	22.7	21.2	17.0	6.5	260	12
HZS12-33	12	33	28.5	25.0	23.0	21.2	8.5	350	9
HZS12-44	12	44	36.3	32.2	31.0	28.1	11.0	440	6
HZS12-70	12	70	56.4	51.5	49.9	46.2	18.0	700	5.5
HZS12-100	12	100	85.6	75.8	72.5	64.0	25.0	900	3.9



Terminal Covers

Haze can provide a range of connectors, flexible cables and terminal covers to suit the larger size batteries (Greater than HZS12-18). We can also provide Faston adapters:

- T1 to T2
- T2 to T1
- Insert to T1
- Insert to T2



All are made from tin plated brass for good electrical properties and corrosion resistance.



Haze USA

Tel: (1) 952-746-7528
Fax: (1) 952-746-7527
Toll Free: 866-300-8061
E-Mail: hazebatt-usa@hazebattery.com

Haze S.America

Tel: (55) 11-50175120
Fax: (55) 11-50175120 Ext 109
E-Mail: sales@hazebattery.com

Haze China

Tel: (86) 755 7314646
Fax: (86) 755 7314648
E-Mail: sales@hazebattery.com

Haze Asia

Tel: 603 79562624
Fax: 603 22738870
E-Mail: sales@hazebattery.com

Haze Europe

Tel: (33) 1-64-12-29-81
Fax: (33) 1-64-12-29-82
E-Mail: sales@hazebattery.com

Website: www.hazebattery.com

VRLA Product Range

4, 6 & 12 Volt AGM 1.3 to 230AH
6 & 12 Volt Gel 7.5 to 230AH
12 Volt Front Access AGM
12 Volt Front Access Gel
2 Volt AGM & Gel 50 to 3850AH